

**Brief Specification**

1.6mm panels: Flat Steel  
 Base Plates: Std Slotted  
 Top Plates: Std Top Liff  
 Jacklegs: Brackets Only  
 Lifting Points: Top Corner Only  
 Forklift Tunnels: N/A  
 Staircase fixings: Fixing Bolts  
 Link Frame: N/A  
 Ceiling Height: 2235mm  
 Insulation: Walls & Roof 60mm

**External Finishes Mid-Sheen**

Main Body: RAL 6026 'Opal Green'  
 Fascia & gutters: RAL 6026 'Opal Green'  
 Jacklegs: N/A  
 Plinth: RAL 6026 'Opal Green'  
 Door: RAL 6026 'Opal Green'  
 Shutters: RAL 6026 'Opal Green'

**Internal finish**

Walls: White PolyPly  
 Ceiling: Wilkins White  
 Floor: Polyflor XL 2.0mm:  
 Shower Floor PolySafe:  
 Plastic Door & Window Linings: White  
 Plastic Skirting: White  
 Top Lath: Black PVC Sit-On  
 'H' Sections: White 2 Part  
 Internal Corners: To Suit Board Finish  
 Cubicles: White Angle  
 N/A  
 350mm Bench Seating: 34 x 44mm Timber Legs  
 45 x 19mm Seating Slats  
 All Stained in Medium Oak

**Windows - Aluminium HL1**

Mill finish single glazed 600 x 300 frame @ 1721mm affl  
 c/w Galv Mesh Guard

**Key**

2x5DL: 2 x 5 Lever Deadlock  
 RC: Roller Catch  
 2L: 2 Lever Lock  
 IB: Indicator Bolt  
 trh: Toilet Roll Holder  
 m: Mirror  
 h&c: **Hat & Coat Hook @ 1.5m affl**  
 wdp: Wash Down Point  
 WO: Waste Outlet  
 MCW: Mains Cold Water Inlet  
 Waste & Water Protected By Steel Shroud

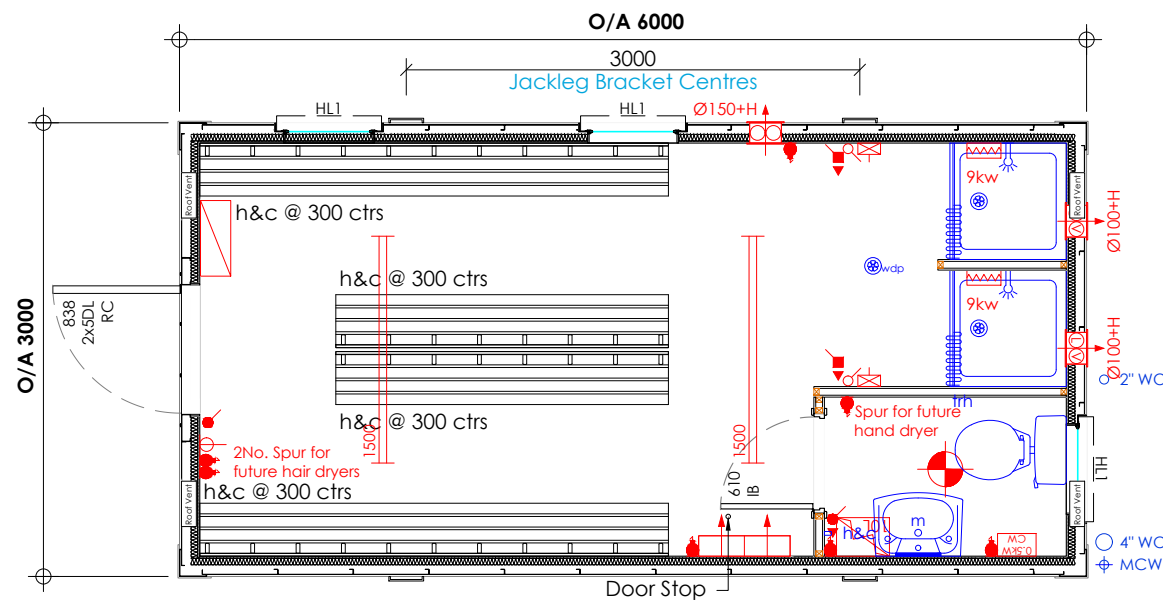
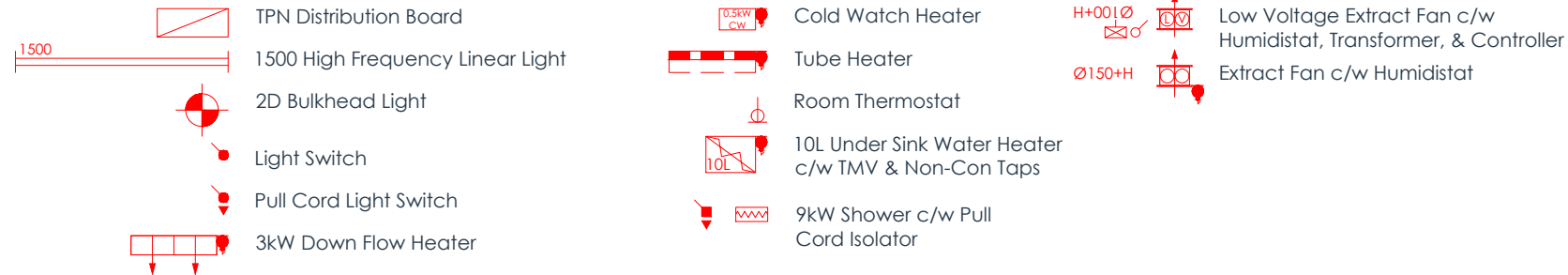
**Plumbing Notes**

Dudley Slimline Contract cisterns  
 Dual Flush WC  
 Non-Con Hot & Cold Taps  
 Plastic Push-fit pipework

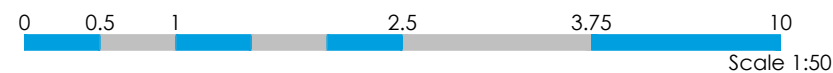
do not scale from drawing

Tolerance: ±2mm  
 Timber Framing: 45mm  
 Prod No: -  
 Fleet No: -  
 Stickers: -  
 I.D. Plate: -  
 Module Weight: 2995 kg  
 Laden Weight: 5510 kg  
 Max Lift Weight: 5510 kg

**Electrical Key**



**General Arrangement**  
 1:50



client: **Alyesbury Grammar School**  
 title: **Changing Room A**

project: **Changing Rooms**

**DRAWING APPROVAL**  
 Signed: \_\_\_\_\_  
 Date: \_\_\_\_\_

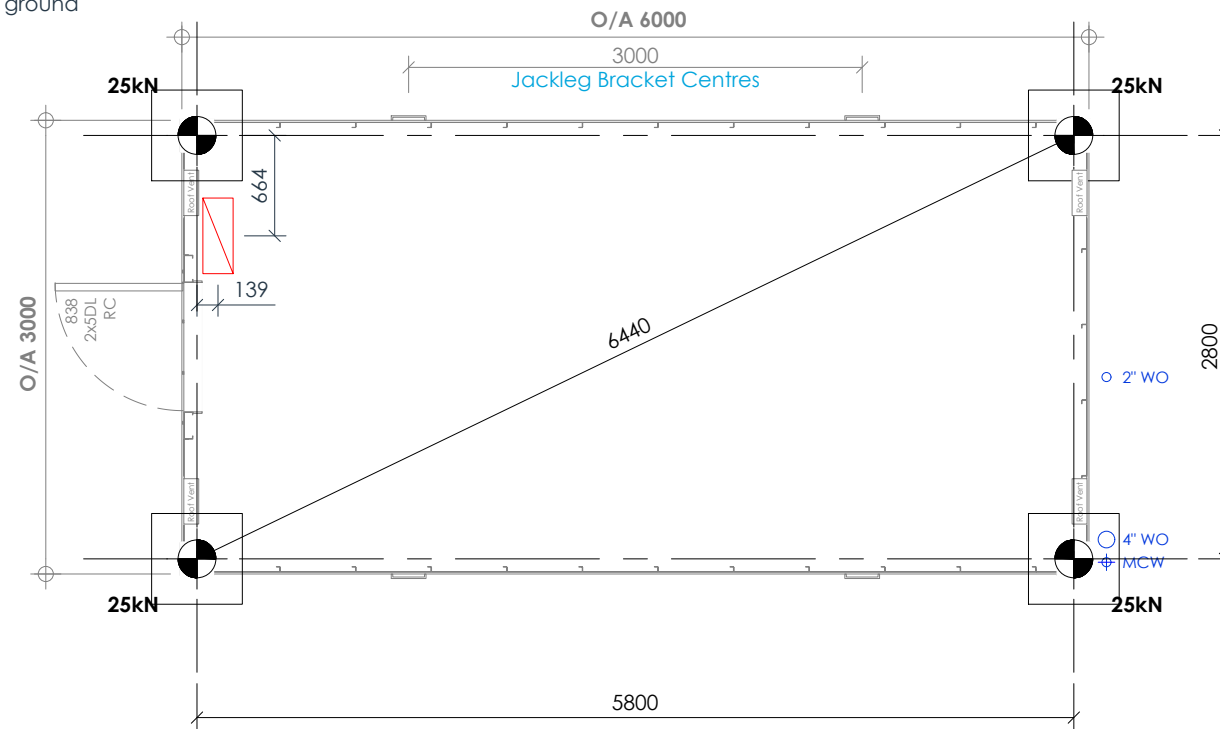
P03	Revised to client comments, colour confirmed, spurs, & shower added	ST	04.10.18
P02	Revised to latest specification	ST	04.10.18
P01	First issue	ST	05.12.17
rev	description	by	date
date:	drawn:	checked:	
05.12.17	ST	RC	
project ref:	scale @ A3:		
12.5331AV.17	As Shown		
drawing ref:	rev:		
<b>A100</b>	<b>P03</b>		

do not scale from drawing

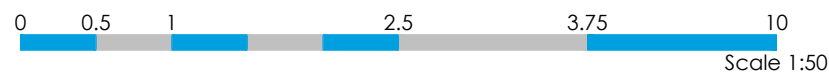
Tolerance: ±2mm  
 Timber Framing: 45mm  
 Prod No: -  
 Fleet No: -  
 Stickers: -  
 I.D. Plate: -  
 Module Weight: 2995 kg  
 Laden Weight: 5510 kg  
 Max Lift Weight: 5510 kg

**Foundation Notes**

Steps & ramps subject to actual levels.  
 All subject to Local Authority approval & actual ground bearing pressure.  
 Assumed 100kN/sq. m ground bearing.  
 Concrete C30.  
 Assumed site is level.  
 Floor loading 1.5kN/sq. m  
 Pad Size: 0.6 x 0.6 x 0.45m



Foundations 1:50



client:  
**Alyesbury Grammar School**  
 title:  
**Changing Room**

project:  
**Changing Rooms**

FOR INFORMATION ONLY

P01	First issue	ST	04.10.18
rev	description	by	date
date:	drawn:	checked:	
05.12.17	ST	RC	
project ref:	scale @ A3:		
12.5331AV.17	As Shown		
drawing ref:	rev:		
<b>A400</b>	<b>P01</b>		

**Brief Specification**

1.6mm panels: Flat Steel  
 Base Plates: Std Slotted  
 Top Plates: Std Top Liff  
 Jacklegs: Brackets Only  
 Lifting Points: Top Corner Only  
 Forklift Tunnels: N/A  
 Staircase fixings: Fixing Bolts  
 Link Frame: N/A  
 Ceiling Height: 2235mm  
 Insulation: Walls & Roof 60mm

**External Finishes Mid-Sheen**

Main Body: RAL 6026 'Opal Green'  
 Fascia & gutters: RAL 6026 'Opal Green'  
 Jacklegs: N/A  
 Plinth: RAL 6026 'Opal Green'  
 Door: RAL 6026 'Opal Green'  
 Shutters: RAL 6026 'Opal Green'

**Internal finish**

Walls: White PolyPly  
 Ceiling: Wilkins White  
 Floor: Polyflor XL 2.0mm  
 Shower Floor: PolySafe  
 Plastic Door & Window Linings: White  
 Internal Door Architrave: White  
 Plastic Skirting: Black PVC Sit-On  
 Top Lath: White 2 Part  
 'H' Sections: To Suit Board Finish  
 Internal Corners: White Angle  
 Cubicles: N/A  
 350mm Bench Seating: 34 x 44mm Timber Legs  
 45 x 19mm Seating Slats  
 All Stained in Medium Oak

**Key**

2x5DL: 2 x 5 Lever Deadlock  
 RC: Roller Catch  
 2L: 2 Lever Lock  
 IB: Indicator Bolt  
 trh: Toilet Roll Holder  
 m: Mirror  
 h&c: Hat & Coat Hook @ 1.5m affl  
 wdp: Wash Down Point  
 WO: Waste Outlet  
 MCW: Mains Cold Water Inlet  
 Waste & Water Protected By Steel Shroud

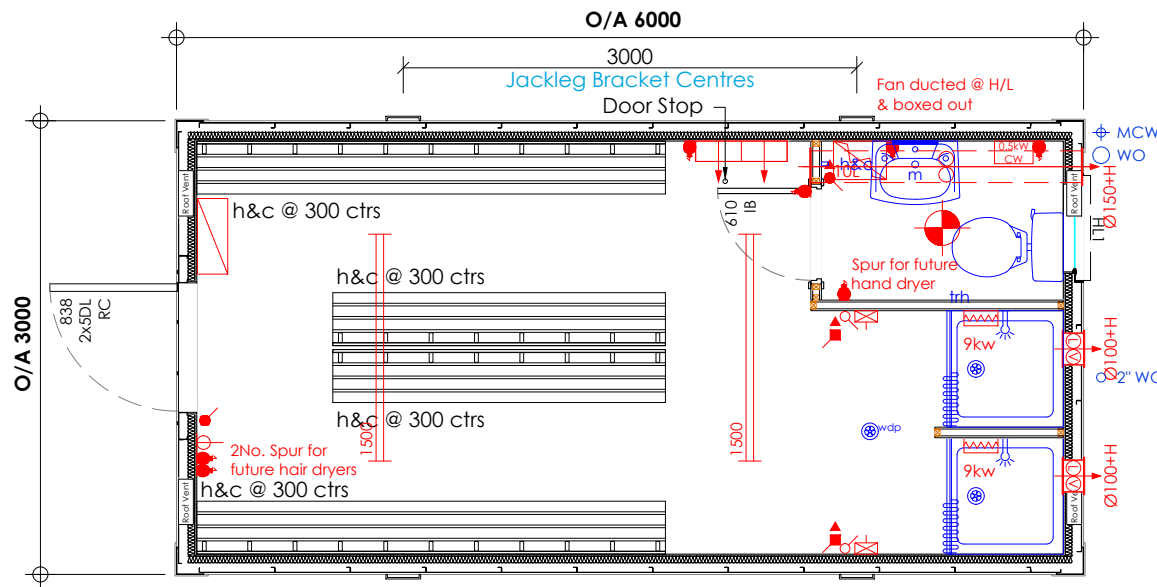
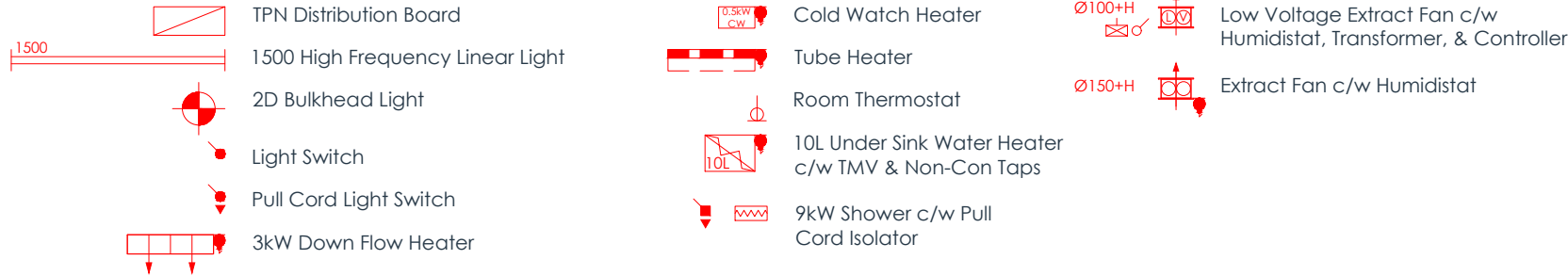
**Plumbing Notes**

Dudley Slimline Contract cisterns  
 Dual Flush WC  
 Non-Con Hot & Cold Taps  
 Plastic Push-fit pipework

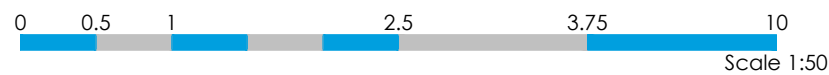
do not scale from drawing

Tolerance: ±2mm  
 Timber Framing: 45mm  
 Prod No: -  
 Fleet No: -  
 Stickers: -  
 I.D. Plate: -  
 Module Weight: 2995 kg  
 Laden Weight: 5510 kg  
 Max Lift Weight: 5510 kg

**Electrical Key**



**General Arrangement**  
1:50



client: **Alyesbury Grammar School**  
 title: **Changing Room B**

project: **Changing Rooms**

**DRAWING APPROVAL**  
 Signed: \_\_\_\_\_  
 Date: \_\_\_\_\_

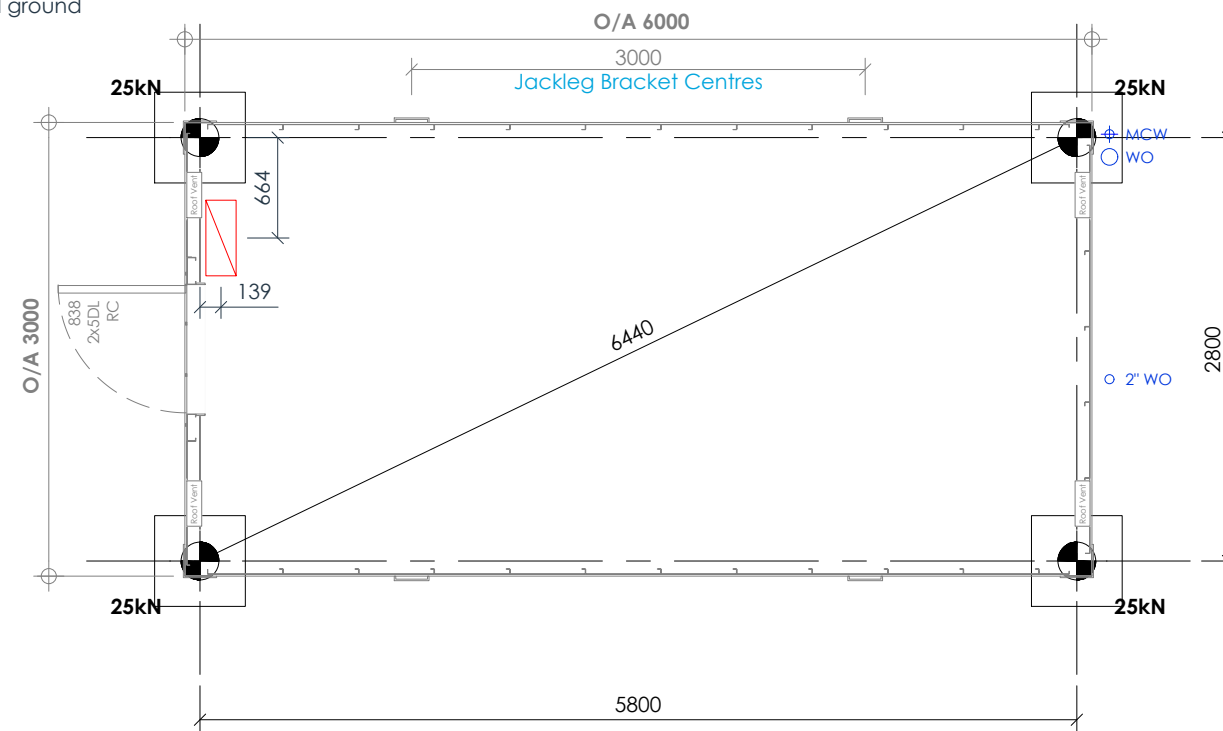
P03	Revised to client comments, colour confirmed, spurs, & shower added	ST	04.10.18
P02	Revised to latest specification	ST	04.10.18
P01	First issue	ST	05.12.17
rev	description	by	date
date:	drawn:	checked:	
05.12.17	ST	RC	
project ref:	scale @ A3:		
12.5331AV.17	As Shown		
drawing ref:	rev:		
<b>B100</b>	<b>P03</b>		

do not scale from drawing

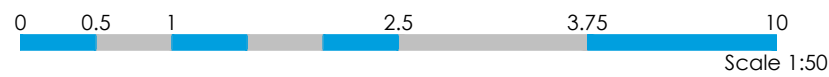
Tolerance: ±2mm  
 Timber Framing: 45mm  
 Prod No: -  
 Fleet No: -  
 Stickers: -  
 I.D. Plate: -  
 Module Weight: 2995 kg  
 Laden Weight: 5510 kg  
 Max Lift Weight: 5510 kg

**Foundation Notes**

Steps & ramps subject to actual levels.  
 All subject to Local Authority approval & actual ground bearing pressure.  
 Assumed 100kN/sq. m ground bearing.  
 Concrete C30.  
 Assumed site is level.  
 Floor loading 1.5kN/sq. m  
 Pad Size: 0.6 x 0.6 x 0.45m



 Foundations  
 1:50



client:  
**Alyesbury Grammar School**  
 title:  
**Changing Room B**

project:  
**Changing Rooms**

**FOR  
 INFORMATION  
 ONLY**

rev	description	by	date
P01	First issue	ST	04.10.18
05.12.17	drawn: ST	checked: RC	
	project ref: 12.5331AV.17	scale @ A3: As Shown	
	drawing ref: <b>B400</b>	rev: <b>P01</b>	